

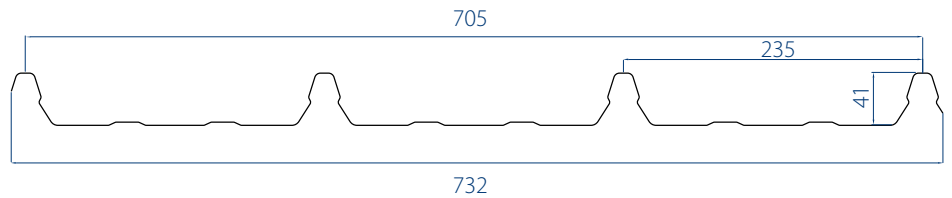


Overview

SUNTUF corrugated polycarbonate sheet is an outstanding roofing material that offers superior physical properties.

SUNTUF is favored by professionals for non-corrosive industrial structural roofing and siding, and by home owners for a multitude of DIY applications, due to its high impact strength and wide service temperature range.

The unlimited profile range and high light transmission allow SUNTUF to be integrate as high quality skylight with any roofing profile. SUNTUF is also available in a wide variety of colors and light diffusion options.



Main Benefits

- Perfect match to all secret fix profile
- Thickness: 1.20mm ±5%
- Virtually unbreakable
- Maintains high light transmission far better than alternative materials
- Wide service temperature range (-50°C to 120°C)
- Easily and safely installed
- 25 year warranty
- Hail and wind resistant
- Filters over 99% of UV radiation
- Self extinguishing

Typical Applications

- Rooflights and Sidelights

Colors*

Color/Type	%LT	%Haze
Clear	90	<1
Diffuser	85	100
White Opal	35	100

* Light transmission data conforms to ASTM D-1003 standard.

Flammability

SUNTUF has a low flammability rating and does not emit toxic gasses when burning.

Standard	Classification*
EN13501	B, s1, d0
NFP 92501, 4, 5	M-1
DIN 4102	B-1
UL 723	4.7, 47.0
Los Angeles Building Code	CC2 (Section 2603)
UNI 9177, 9176	Class 2

* For additional information please contact your Palram distributor

SUNTUF® Product Range


Product	Description
SUNTUF®	Corrugated polycarbonate sheet with UV protection on one side
SUNTUF® UV2	With UV protection on both sides
SUNTUF® Embossed	Embossed or Hair Cell finish on one sides

UV Blocking and Resistance

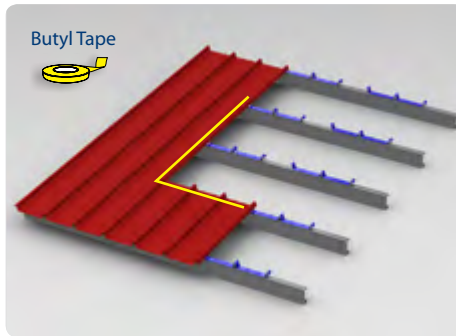
SUNTUF transmits radiation selectively and completely shield against harmful UV (Ultraviolet) rays. SUNTUF itself withstands the detrimental effects of UV radiation, as specified in the SUNTUF warranty.

SUNLOCK - Installation Guidelines


1 Klip Lok panel with connectors




2 Install the lower metal panel




3 Place and fix SUNLOCK sheet




4 Install the upper metal panel



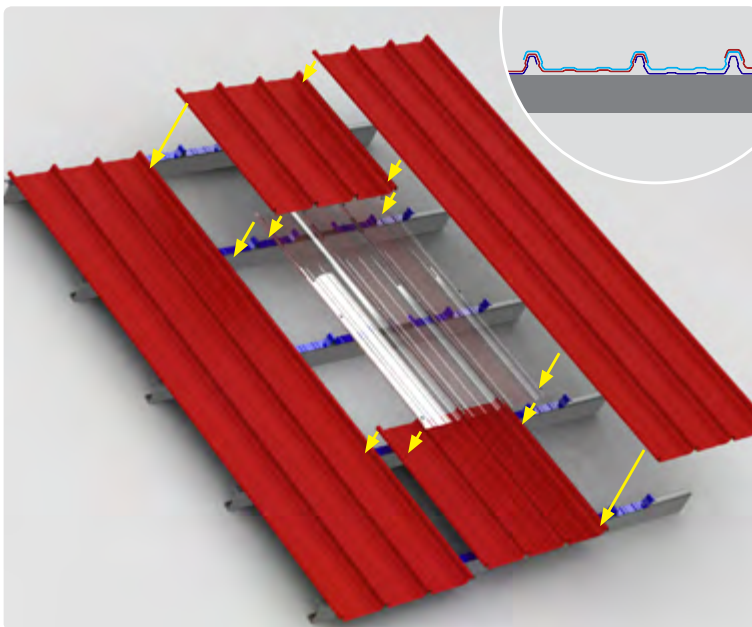
5 Zoom on SUNLOCK overlaps




6 Install the last Klip Lok panel




SUNLOCK Installation sequence



Klip Lok Bracket Detail



SUNLOCK Over lap klip Lok



PALRAM SOUTH AFRICA
Tel: +27 11 8731581
Fax: +27 11 8731814
sales.africa@palram.com

PALRAM EUROPE LTD.
Tel: +44 1302 380777
Fax: +44 1302 380778
sales.europe@palram.com

PALRAM AMERICAS
Tel: 610 2859918
Fax: 610 2859928
palramamericas@palram.com



79147 - 03.2015

In as much as Palram Industries has no control over the use to which others may put the material, it does not guarantee that the same results as those described herein will be obtained. Each user of the material should make his own tests to determine the material's suitability for his own particular use. Statements concerning possible or suggested uses of the materials described herein are not to be construed as constituting a license under any Palram Industries patent covering such use or as recommendations for use of such materials in the infringement of any patent. Palram Industries or its distributors cannot be held responsible for any losses incurred through incorrect installation of the material. In accordance with our company policy of continual product development you are advised to check with your local Palram Industries supplier to ensure that you have obtained the most up to date information.

©1997 Palram Industries Ltd. | SUNTUF® is a registered trademark of Palram Industries Ltd.

