

GRS IBR 686

GRS IBR 890

# Global Roofing Solutions IBR 686 & 890 Supa-Clad



## ROOFING LIKE NO OTHER



Talk to **THE SMART ROOF PEOPLE**  
[www.globalroofs.co.za](http://www.globalroofs.co.za)  
[marketing@globalroofs.co.za](mailto:marketing@globalroofs.co.za)



GRS IBR 686 & 890



**GLOBAL ROOFING SOLUTIONS**

BrownBuilt | HH Robertson



# Typical Specification

## Materials

### IBR 686

The roofing / side cladding shall be IBR 686 profile, in one of the materials in the table below. IBR 686 is obtained from Global Roofing Solutions.

Material	Steel	Colour One Side	Colour Two Side
Galvanised Z275	ISQ 550 for 0.5mm ISQ 300 for 0.58mm ISQ 230 for 0.8mm	_____	_____
Chromadek® Z200		✓	Special
Zincalume® AZ150	G550	_____	_____
Clean COLORBOND™ AZ150		✓	Special
ZincAL® AZ150	G550	_____	_____
COLORPLUS® AZ150		✓	Special

### IBR 890 / Supa-Clad

The roofing / side cladding shall be IBR 890 / Supa-Clad profile, in one of the materials in the table below. IBR 890 / Supa-Clad is obtained from Global Roofing Solutions.

Material	Steel	Colour One Side	Colour Two Side
Galvanised Z275	ISQ 550	_____	_____
Chromadek® Z200		✓	Special
Zincalume® AZ150	G550	_____	_____
Clean COLORBOND™ AZ150		✓	Special
ZincAL® AZ150	G550	_____	_____
COLORPLUS® AZ150		✓	Special



## The Profile

IBR 686: The profile shall have five trapezoidal ribs at 171.5mm centres giving a nett cover of 686mm with each pan incorporating one stiffener rib. The rib height shall be 37mm.

## IBR 890 / Supa-Clad

The profile shall have six trapezoidal ribs at 178mm centres giving a nett cover of 890mm with each pan incorporating one stiffener rib. The rib height shall be 37mm.

## Assembly

The IBR sheeting shall be laid in strict accordance with the manufacturer's specification.

## Sheet Length

IBR is available in sheet lengths limited only by transport restrictions, with normal loads being 12.5m. With special transport arrangements, lengths up to 18.6m can be delivered.

## Roof Pitch

IBR may be used at a minimum roof pitch of 5° for rafter lengths up to 30m. A minimum of 7.5° is required for rafter lengths greater than 30m. Where possible, the max distance between top and bottom rows of fasteners should not exceed 24m for crest fixing and 15m for valley / pan fixing, after which an expansion joint (step lap) is recommended. For all conditions, end laps must be sealed with an approved sealing strip.

## Flashings

Stop endings must be formed at the apex to form a dam and the pan turned down to form a drip. The roof sheeting shall be closed as necessary with purpose-made flashings and polyclosures, where necessary.

## Cranking

IBR 686 can be cranked from a minimum radius of 409mm for material thicknesses of 0.5mm and 0.58mm; and 450mm radius for 0.8mm. IBR 890 / Supa-Clad can be cranked from a minimum radius of 450mm.

## Curving

IBR 686 and 890 / Supa-Clad can be cranked curved to any radius greater than 800mm subject to transportation limits.

## Site Handling

IBR sheets should be suitably supported clear of the ground under well-ventilated cover, away from risk of damage by building operations, contact with cement, dust, lime and abrasive dust, until required to be installed.

## Cleaning Up

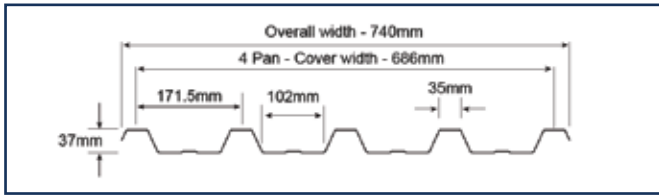
The complete roof must be kept clean and free of any swarf and debris.

## Quality Assurance

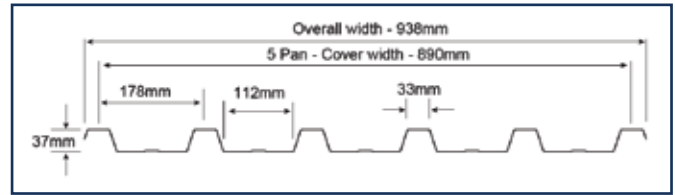
The manufacturer shall be assessed and certified as complying with ISO 9001:2015 Quality Management System.

# Profile: IBR 686 & IBR 890 / Supa-Clad

**IBR 686**



**IBR 890 / Supa-Clad**



**IBR 686 Maximum Allowable Support Spacings (mm)**

Type of Span	GALVANISED / CHROMADEK®			ZINCALUME® / COLORBOND™		ZINCAL® / COLORPLUS®	
	0.5mm ISQ550 (3T)	0.58mm ISQ300	0.8mm ISQ230	0.47mm G550	0.53mm G550	0.5mm G550	0.55mm G550
<b>Roofs</b>							
Single Span	1.550m	1.750m	2.250m	1.550m	1.750m	1.550m	1.750m
End Span	1.700m	1.800m	2.300m	1.700m	1.800m	1.700m	1.800m
Internal Span	1.800m	2.100m	2.500m	1.800m	2.100m	1.800m	2.100m
Cantilever	0.350m	0.450m	0.550m	0.350m	0.450m	0.350m	0.450m
<b>Walls</b>							
Single Span	2.400m	2.600m	2.950m	2.400m	2.600m	2.400m	2.600m
End Span	2.500m	2.700m	3.000m	2.500m	2.700m	2.500m	2.700m
Internal Span	2.750m	2.900m	3.600m	2.750m	2.950m	2.750m	2.950m
Cantilever	0.850m	1.000m	1.150m	0.850m	1.000m	0.850m	1.000m
Normal Mass kg/m <sup>2</sup>	5.48	6.37	8.76	4.92	5.75	5.3	5.8

**IBR 890 / Supa-Clad Maximum Allowable Support Spacings (mm)**

Type of Span	GALVANISED / CHROMADEK®		ZINCALUME® / COLORBOND™	
	0.5mm ISQ550 (3T)	0.58mm ISQ550 (3T)	0.47mm G550	0.53mm G550
<b>Roofs</b>				
Single Span	1.800m	2.000m	1.800m	2.000m
End Span	2.100m	2.300m	2.000m	2.300m
Internal Span	2.200m	2.600m	2.100m	2.600m
Cantilever	0.270m	0.300m	0.270m	0.300m
<b>Walls</b>				
Single Span	2.400m	2.500m	2.400m	2.500m
End Span	2.900m	3.100m	2.900m	3.100m
Internal Span	3.100m	3.400m	3.100m	3.400m
Cantilever	1.100m	1.200m	1.100m	1.200m
Normal Mass kg/m <sup>2</sup>	5.42	6.28	4.92	5.75

## Loading

Purlin support centres are based on the following design criteria and obtained through testing:

Roofs – Ultimate super-imposed distributed load of 1,50 kN/m<sup>2</sup> and ultimate uplift load of 1,60 kN/m<sup>2</sup>.

Walls – Ultimate super-imposed distributed load of 0,75 kN/m<sup>2</sup>.

## Note

Fasteners must be selected to match the life expectancy of the roofing and cladding material. The coating class for fasteners, complying with SANS 1273, should be used in conjunction with all roofing and cladding material. For a full range of compatible fasteners, please refer to the GRS Installation Manual.

# Assembly

**IBR 686**  
**Assembly - Roof**

• Main Fasteners  
○ Sidelap Fasteners

For IBR 686- Main fasteners every alternate flute (every 2nd & 4th flute)

**Note: Main Fasteners**  
#12 - 14 x 65mm Ig Self-Drilling Hex Flange Head screw + EPDM seal - Type 3 Drill Point - Into Steel 1mm - 4.5mm thick Roof (Only if NO insulation)  
#12 - 14 x 25mm Ig Self-Drilling Hex Flange Head screw + EPDM seal - Type 3 Drill Point - Into Steel 1mm - 4.5mm thick Side Cladding (Only if NO insulation)  
#12 - 11 x 85mm Ig Self-Drilling Hex Flange Head screw + EPDM seal - Type 17 Drill Point - Into Timber (Only if NO insulation)  
M6 - 20 x 60mm Buttress Thread Zap Self-Drilling Hex Flange Head screw + EPDM seal # 2 Drill Point - Into Light Steel Structures (Only if NO Insulation)

**Note: Sidelap Fasteners**  
#14 - 14 x 22mm Ig Self-Drilling Hex Flange Head Stitching Screw + EPDM seal - For Sidelap Stitching and Flashings

**Note: NO INSULATION APPLICATION ONLY!**

**IBR 890**  
**Assembly - Roof**

• Main Fasteners  
○ Sidelap Fasteners

For IBR 890- Main fasteners every alternate flute but staggered from purlin above

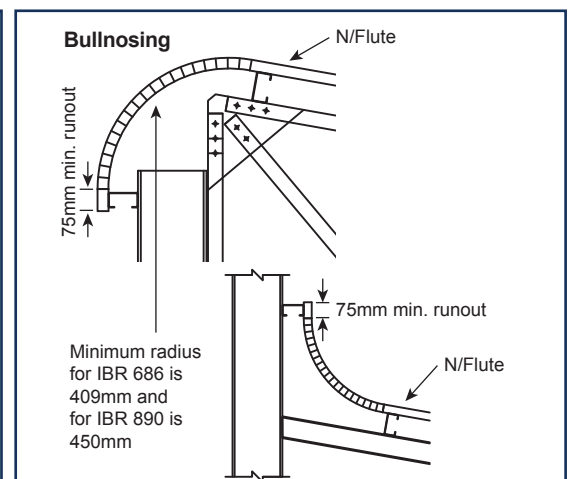
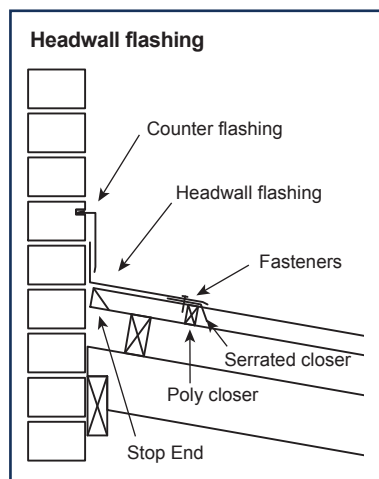
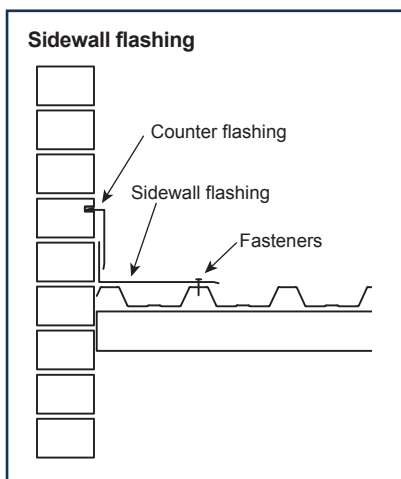
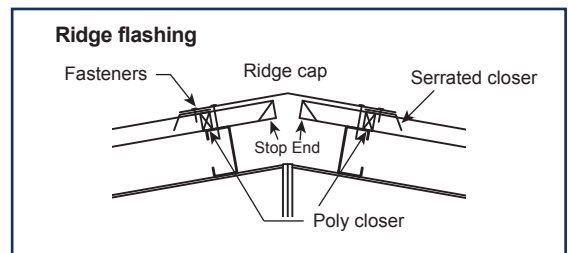
**Note: Main Fasteners**  
#12 - 14 x 65mm Ig Self-Drilling Hex Flange Head screw + EPDM seal - Type 3 Drill Point - Into Steel Roof (Only if NO insulation)  
#12 - 14 x 25mm Ig Self-Drilling Hex Flange Head screw + EPDM seal - Type 3 Drill Point - Into Steel Side Cladding (Only if NO insulation)  
#12 - 11 x 85mm Ig Self-Drilling Hex Flange Head screw + EPDM seal - Type 17 Drill Point - Into Timber (Only if NO insulation)  
M6 - 20 x 60mm Buttress Thread Zap Self-Drilling Hex Flange Head screw + EPDM seal # 2 Drill Point - Into Light Steel Structures (Only if NO Insulation)

**Note: Sidelap Fasteners**  
#14 - 14 x 22mm Ig Self-Drilling Hex Flange Head Stitching Screw + EPDM seal - For Sidelap Stitching and Flashings

**Note: NO INSULATION APPLICATION ONLY!**

# Popular Flashings

Available in 0.58mm / 0.8mm thick galvanised Z275 steel, 0.53mm thick Zinalume® AZ150 or 0.55mm thick ZincAL® AZ150. Or with a colour option Chromadek® (Galvanised Z200), Clean COLORBOND™ (Zinalume® AZ150) or COLORPLUS® (ZincAL® AZ150) finish to one / two sides.



Please visit our website or contact GRS for standard flashing details

<b>Isando</b>	Tel: +27 (0) 11 898 2900	<b>Bloemfontein</b>	Tel: +27 (0) 51 432 3724	<b>Exports</b>	Tel: +27 (0) 11 898 2900	<b>Zambia</b>	Tel: +260 (002) 96 749 5541
<b>Cape Town</b>	Tel: +27 (0) 21 521 1900	<b>Nelspruit</b>	Tel: +27 (0) 13 492 0746/7	<b>Botswana</b>	Tel: +267 (002) 310 5761/2	<b>Zimbabwe</b>	Tel: +263 (002) 477 4699
<b>Durban</b>	Tel: +27 (0) 31 538 0940	<b>Polokwane</b>	Tel: +27 (0) 15 293 0313	<b>Ghana</b>	Tel: +27 (0) 11 898 2976		
<b>Port Elizabeth</b>	Tel: +27 (0) 41 486 1280	<b>Rustenburg</b>	Tel: +27 (0) 14 596 6121	<b>Lesotho</b>	Tel: +266 (002) 22 312 244		
<b>East London</b>	Tel: +27 (0) 43 731 1826	<b>Upington</b>	Tel: +27 (0) 54 332 1657	<b>Namibia</b>	Tel: +264 (002) 61 263 890		

